

CROWN

CONSTRUCTION EQUIPMENT



MIXERS



MORTAR MIXERS

MIXERS DESIGNED BY PROFESSIONALS, BUILT FOR PROFESSIONALS.

Crown has earned a reputation for building the most dependable and safest mortar mixers on the market today.

Designed to increase your productivity and reduce routine maintenance, Crown mixers have all the features you demand and the quality you expect.

We back it up with a comprehensive warranty and unparalleled service at a price that makes Crown come out on top every time.

If you're new to Crown mixers, give one a try. We're sure you'll appreciate the difference.

All Crown mixers feature a lifetime warranty on drum bearings and seals.

Crown positions the dump and clutch levers at the front of the mixer for safe and efficient use.

Crown's self-latching drum lock is knee operated, freeing both hands for optimal dumping control.

Safety chains come standard on all highway towable Mortar Mixers optional on 4S and 6S Models.

Crown's rugged tow pole is retractable or removable and easily stows away when not in use for safer operation.+

Standard raised frame construction allows for convenient dumping to a wheel-barrow.* Crown's newly redesigned frame means improved durability and stronger support where you need it.

ELIMINATOR SERIES

Crown's Eliminator Series comes with a virtually unbreakable polymer drum warranted for 2 years against breakage. The Eliminator drum option makes cleaning as easy as hitting the outside of the drum with a rubber mallet, dried plaster and concrete break away and are easily dumped out.

Crown uses the heaviest solid steel paddle shaft in the industry. Crown's ductile iron paddles are stronger than welded steel making them the industry's most durable. Every detail counts, like our two-piece safety grill which is stronger, safer, easier to use than a one-piece grill, and will not damage the drum.

Crown utilizes heavy duty, 7 gauge steel for longer drum life.

Crown's exclusive Shear Pin Protection System shields the gear reducer and engine from potential damage should an engaged mixer be impeded by a shovel or other foreign object. Sturdy vented engine housing comes standard with a swing-away hood, providing easy engine access. Crown's fixed engine mount design eliminates engine movement and bounce during transit, resulting in less wear and longer engine life.



All towable models come standard with high speed taper roller bearings and heavy duty axles for years of trouble free towing. Crown's innovative optional rubber torsion suspension system provides the industry's smoothest towing and handling.++

CROWN PROVIDES A WIDE RANGE OF ELECTRIC, GAS AND DIESEL POWER IN ORDER TO MEET YOUR SPECIFIC REQUIREMENTS.



* Standard on all mixers 6SR and larger.
 + Comes with standard pintle hitch, ball hitch optional.
 ++ Standard on 12S and 16S.



MODEL 4S
 Batch Capacity Bags 1 - 1.5
 Batch Capacity Cubic Feet 4
 Overall Height 43"
 Overall Width 28"
 Charging Height 46"
 Overall Length (Tow Pole In) 62"
 Overall Length (Tow Pole Out) N/A
 Tires (Pneumatic) 4.8x8
 Spiral Blade Option Yes
 Weight - Max lbs. 610
 Highway Towable Optional



MODEL 6SR
 Batch Capacity Bags 2 - 2.5
 Batch Capacity Cubic Feet 6
 Overall Height 55"
 Overall Width 45"
 Charging Height 57.5"
 Overall Length (Tow Pole In) 75"
 Overall Length (Tow Pole Out) 94.5"
 Tires (Pneumatic) 5.3x12
 Spiral Blade Option Yes
 Weight - Max lbs. 728
 Highway Towable Yes



MODEL 6PR
 Batch Capacity Bags 2 - 2.5
 Batch Capacity Cubic Feet 6
 Overall Height 55"
 Overall Width 45"
 Charging Height 57.5"
 Overall Length (Tow Pole In) 77"
 Overall Length (Tow Pole Out) 96.5"
 Tires (Pneumatic) 5.3x12
 Spiral Blade Option No
 Weight - Max lbs. 696
 Highway Towable Yes



MODEL 8S
 Batch Capacity Bags 2.5 - 3
 Batch Capacity Cubic Feet 8
 Overall Height 57.75"
 Overall Width 45"
 Charging Height 59.75"
 Overall Length (Tow Pole In) 71"
 Overall Length (Tow Pole Out) 91"
 Tires (Pneumatic) 5.3x12
 Spiral Blade Option Yes
 Weight - Max lbs. 838
 Highway Towable Yes



MODEL 8P
 Batch Capacity Bags 2.5 - 3
 Batch Capacity Cubic Feet 8
 Overall Height 57.5"
 Overall Width 45"
 Charging Height 59.75"
 Overall Length (Tow Pole In) 77.5"
 Overall Length (Tow Pole Out) 95"
 Tires (Pneumatic) 5.3x12
 Spiral Blade Option No
 Weight - Max lbs. 751
 Highway Towable Yes



MODEL 10S
 Batch Capacity Bags 3 - 3.5
 Batch Capacity Cubic Feet 10
 Overall Height 57.75"
 Overall Width 45"
 Charging Height 60"
 Overall Length (Tow Pole In) 73"
 Overall Length (Tow Pole Out) 92.75"
 Tires (Pneumatic) 5.3x12
 Spiral Blade Option Yes
 Weight - Max lbs. 850
 Highway Towable Yes

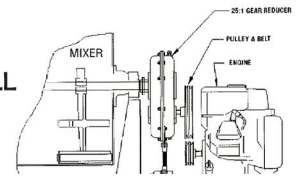
CROWN'S EXCLUSIVE GEAR BOX



ADVANTAGES


- No 6 : 1 reduced engine required
 - Belts and pulleys turn 6 times faster while eliminating belt slippage
- Mixers and engines are less expensive because:
 - No built in gear reducer
 - Less horsepower required
- Totally enclosed gears
 - Safer for operator
 - Better lubricated than open gears, less heat and gear wear
 - Quieter running mixer
 - No opportunity for gear teeth to be broken by aggregate falling between gears
- Solid engine mount – Gear reducer and belts used as clutch
 - No unnecessary engine abuse
 - No need for expensive internal clutches
- Our exclusive gear box comes standard on ALL Crown mortar mixers

CROWN GEAR BOX



COMPETITOR'S SYSTEMS

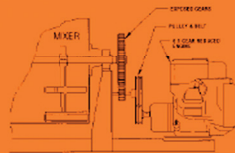
DIRECT DRIVE



- ADVANTAGES
- Totally enclosed system
 - Zero slippage

- DISADVANTAGES
- Higher initial purchase price
 - More time and expense involved in repairs and maintenance
 - Only available on larger mixers

TRADITIONAL BELT AND PULLEY



- ADVANTAGES
- Less expensive to buy than direct drive mixers
 - Less time involved in repairs and maintenance

DISADVANTAGES

- Exposed gears
 - Not as safe as enclosed systems
 - Noisier
 - Gear teeth can easily be broken by aggregate falling between gears
- 6 : 1 Gear reduced engine required – belts and pulleys turn 6 times slower
 - Belts slip easily when under heavy loads
 - Gear reduced engines are more expensive to buy and difficult to source
 - Higher horsepower requirements
- Engine is used as the clutch
 - No solid engine mount
 - Engine wears prematurely because it can swing freely while in transit

DUAL SPIRAL


Crown's inner and outer spiral blades work like two augers to provide mixing on both the inside and outside radius, moving more material than traditional systems and providing increased air entrainment.

SPIRAL MIXING SYSTEM

Discover the Spiral Difference!

Crown's spiral mixing system works like a spiral conveyor rapidly moving material across the drum providing a faster, more thorough mixture.

- 30% faster mix
- Less splash – reduces cleanup and increases capacity
- No contact with the drum – reduces drum wear
- No rubber blades – reduces maintenance
- Perfect for color additives and dry mixes



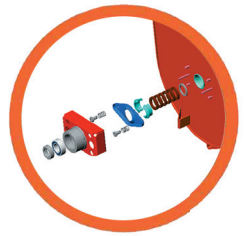
HYDRAULIC HIGH CAPACITY MIXERS

Crown uses the heaviest solid steel paddle shaft in the industry. Crown's ductile iron paddles are stronger than welded steel making them the industry's most durable. 2" solid steel paddle shaft.

Every detail counts, like our two-piece safety grill which is stronger, safer and easier to use than a one-piece grill, and will not damage the drum.

Sturdy vented engine housing comes standard with a swing-away hood, providing easy engine access. Swing-away hood is thicker at 12 USG.

Drive and dump controls conveniently placed.



All of Crown's high capacity mixers feature larger double row bearings, larger bearing housings and more packing than the competition. This system eliminates the need for regular greasing maintenance.

Heavy duty spiral mixing blades available for a 30% faster mix!

Crown's 3/8" endplates are up to 80% thicker than the competition.

Lifetime warranty on drum bearings.



Drum bearings are twice the bearing capacity of the competition with double row ball bearings for longer life.



Heavy duty 1/4" abrasion resistant steel wrap 20% thicker than the competition.

Crown's rugged tow pole is retractable or removable and easily stows away when not in use for safer operation.+

Crown's newly redesigned frame means improved durability and stronger support where you need it.

Crown's innovative rubber torsion suspension system provides the smoothest towing and handling.

All towable models come standard with high speed taper roller bearings and heavy duty axles for years of trouble free towing.



All high capacity mixers come standard with a rubber torsion axle making them the best towing mixers in the industry.

The standard raised frame construction allows for convenient dumping to a wheel-barrow.

PUT SOME REAL POWER IN YOUR MIX.

Sometimes a regular mortar mixer simply can't keep up on the big jobs. For a high capacity mixer that works as hard as you do look no further than Crown Construction Equipment.

With a maintenance free seal design and hydraulic drive and dump capability Crown's high capacity mixers are built with the needs of the serious masonry contractor in mind.



MODEL 12S

Batch Capacity Bag 3.5 - 4
Batch Capacity Cubic Feet 12
Overall Height 56.5"
Overall Width 52.5"
Charging Height 58"
Overall Length (Tow Pole In) 84"
Overall Length (Tow Pole Out) 104.5"
Tires (Pneumatic) B78x13
Spiral Blade Option Yes
Weight - Max lbs. 1200
Highway Towable Yes
Drive Mechanical

MODEL 12SH

Batch Capacity Bag 3.5 - 4
Batch Capacity Cubic Feet 12
Overall Height 57.5"
Overall Width 52.5"
Charging Height 58"
Overall Length (Tow Pole In) 91.75"
Overall Length (Tow Pole Out) 112.25"
Tires (Pneumatic) B78x13
Spiral Blade Option Yes
Weight - Max lbs. 1354
Highway Towable Yes
Drive Hydraulic

MODEL 16SH

Batch Capacity Bag 4 - 5
Batch Capacity Cubic Feet 16
Overall Height 58"
Overall Width 52.5"
Charging Height 58"
Overall Length (Tow Pole In) 97.5"
Overall Length (Tow Pole Out) 118"
Tires (Pneumatic) B78x13
Spiral Blade Option Standard
Weight - Max lbs. 1430
Highway Towable Yes
Drive Hydraulic

The 16SH series mixers offer 33% more capacity than the largest mixers offered by most competitors and it's the only 16 cubic foot mixer to feature hydraulic drive and dump.

CONCRETE MIXERS

IT'S YOUR TURN TO MIX IT UP.

When it comes to the industry leader, there's no mixup – it's Crown Construction Equipment.

Whether you're looking for a large capacity series, a smaller more compact model, or the right rental machine, Crown's solid line-up of concrete mixers offer all the solutions.

Our standard features are a guide to the industry. Features that make for efficient set-up, operation, and as importantly, safe transportation to and from the job site.

Crown, the right mix of product and price mean solid results.

The welded drum is manufactured using high abrasion-resistant steel, giving Crown mixers longer life with less maintenance.

Two sets of laser cut steel blades provide a smooth, fast and more thorough mix.

Crown's new dumping mechanism comes standard with a multi-position drum lock for easy cleaning, flexibility and greater capacity.+

SAFETY CHAINS COME STANDARD ON ALL CROWN CONCRETE MIXERS

Crown's rugged tow pole is retractable or removable and easily stows away when not in use for safer operation.++

Our newly redesigned frame provides improved durability and stronger support in the areas you need it.



Our drive pinions and gear rings are made with cast iron, providing better durability and longer life.

Sturdy vented engine housing comes standard with a swing-away hood, providing easy engine access.

Crown's innovative optional rubber torsion suspension system provides the industry's smoothest towing and handling.*

High speed taper roller bearings are standard on all towable Crown mixers for improved durability.

CROWN PROVIDES A WIDE RANGE OF ELECTRIC, GAS AND DIESEL POWER IN ORDER TO MEET YOUR SPECIFIC REQUIREMENTS.

* Standard on C9 and optional on C6C.
 + Handle dump featured on C3.
 ++ Comes with standard pintle hitch, ball hitch optional.



MODEL C3
 Batch Capacity Bags .5
 Batch Capacity Cubic Feet 3
 Overall Height (Drum Up) 64"
 Overall Height (Drum Down) 59.25"
 Overall Width 44"
 Tires (Pneumatic) 5.3x12
 Overall Length (Tow Pole In) 71"
 Overall Length (Tow Pole Out) 92"
 Weight - Max lbs. 538
 Highway Towable Yes
 Drum Opening Diameter 17"
 Drum Diameter - Max 22.5"
 Drum Height 28"



MODEL C6
 Batch Capacity Bags .5 - 1
 Batch Capacity Cubic Feet 6
 Overall Height (Drum Up) 66.25"
 Overall Height (Drum Down) 58.5"
 Overall Width 51.5"
 Tires (Pneumatic) 5.3x12
 Overall Length (Tow Pole In) 71.5"
 Overall Length (Tow Pole Out) 90.5"
 Weight - Max lbs. 667
 Highway Towable Yes
 Drum Opening Diameter 18"
 Drum Diameter - Max 27.5"
 Drum Height 30"



Model C6P
 Batch Capacity Bags .5 - 1
 Batch Capacity Cubic Feet 6
 Overall Height (Drum Up) 65"
 Overall Height (Drum Down) 57"
 Overall Width 44"
 Tires (Pneumatic) 5.3x12
 Overall Length (Tow Pole In) 71"
 Overall Length (Tow Pole Out) 92"
 Weight - Max lbs. 616
 Highway Towable Yes
 Drum Opening Diameter 17"
 Drum Diameter - Max 24"
 Drum Height 31"



MODEL C9
 Batch Capacity Bags 1 - 1.5
 Batch Capacity Cubic Feet 9
 Overall Height (Drum Up) 70"
 Overall Height (Drum Down) 63.5"
 Overall Width 51.5"
 Tires (Pneumatic) B78x13
 Overall Length (Tow Pole In) 78"
 Overall Length (Tow Pole Out) 98"
 Weight - Max lbs. 1012
 Highway Towable Yes
 Drum Opening Diameter 19"
 Drum Diameter - Max 32"
 Drum Height 31"



MODEL C9P
 Batch Capacity Bag 1 - 1.5
 Batch Capacity Cubic Feet 9
 Overall Height (Drum Up) 70"
 Overall Height (Drum Down) 63.5"
 Overall Width 51.5"
 Tires (Pneumatic) B78x13
 Overall Length (Tow Pole In) 78"
 Overall Length (Tow Pole Out) 98"
 Weight - Max lbs. 860
 Highway Towable Yes
 Drum Opening Diameter 19"
 Drum Diameter - Max 32"
 Drum Height 31"



MODEL C12
 Batch Capacity Bag 1.5 - 2
 Batch Capacity Cubic Feet 12
 Overall Height (Drum Up) 68"
 Overall Height (Drum Down) 62"
 Overall Width 51"
 Tires (Pneumatic) B78x13
 Overall Length (Tow Pole In) 80"
 Overall Length (Tow Pole Out) 102"
 Weight - Max lbs. 895
 Highway Towable Yes
 Drum Opening Diameter 18.5"
 Drum Diameter 31.5"
 Drum Height 43.5"

Whatever the project, Crown has the equipment to cover the job.

At Crown Construction Equipment we want to be in business with you. You don't buy your equipment simply because it's convenient. You live and work with it day in and day out, both to and from the job site. We build equipment that'll be there today and tomorrow, for years to come.

Ask your sales representative about our complete line of products including the ones in this brochure.



DISTRIBUTED BY:

PO Box 73 Station L
Winnipeg, MB R3H 0Z4
CANADA

14419 Atlanta Drive
Laredo, TX 78045
USA

Toll free: (877) 403 1220 • Fax: (204) 8318590 • Phone: (204) 831 8468

www.crownequip.com

CONDITIONS OF SALE AND WARRANTY

All sales made by Crown Construction Equipment Division of BTM Equipment Inc. are subject to the published condition of sale.

Limited Crown Warranty

For one year from date of purchase, Crown will replace or repair for the original purchaser, free of charge, any part or parts found upon examination by any Crown Authorized Service Depot or by the Crown factory to be defective in material or workmanship or both. Crown extends the warranty for the drum bearings and seals on plaster/mortar mixers to "lifetime" and agrees to furnish free of charge, the drum seals and bearings only upon receipt of the defective parts and evaluation at the factory. Crown extends the warranty on the gear reduction system on our mortar mixers to five years and agrees to replace or repair for the original purchaser, free of charge, found upon examination by the factory to be defective in material or workmanship, or both. Equipment and accessories not manufactured by Crown are warranted only to the extent of the original manufacturers warranty. All transportation charges on parts submitted for replacement or repair under this warranty must be borne by the purchaser. For warranty service contact your nearest Crown Authorized Service Depot.

THERE IS NO OTHER EXPRESS WARRANTY, IMPLIED WARRANTIES, INCLUDING THOSE OF MERCHANTABILITY AND FITNESS FOR A PARTICULAR PURPOSE, ARE LIMITED TO ONE YEAR FROM PURCHASE AND TO THE EXTENT PERMITTED BY LAW. LIABILITY FOR CONSEQUENTIAL DAMAGES UNDER ANY AND ALL WARRANTIES ARE EXCLUDED TO THE EXTENT EXCLUSION IS PERMITTED BY LAW. (THIS WARRANTY IS AN ADDITION TO ANY STATUTORY WARRANTY).

 youtube.com/crownmixers

<http://www.facebook.com/crownmixers>